













*Countertop
Appliances*
2020 freedom
offer

2020 FREEDOM OFFER - COUNTERTOP APPLIANCES



Product Article	Description	Product Image	Product Description	MRP	Offer Discount	Offer Retail Price
COUNTERTOP APPLIANCES						
535.43.122	KLARA		1000W Electronic DieCast Kitchen Machine, with planetary mixing action, for dough kneading, cream whisking and batter making functions, 5.5L SS Mixing Bowl with bowl cover, 1.2L Blending Jar for high speed blending, Vegetable slicer, electronic timer and speed; Metal gear transmission for a heavy duty performance	47,590	50.0%	23,795
535.43.123	SAFFRON Power Mixer		600W Powerful Motor, High Speed Gear Transmission, 6 Speed control + Pulse Function, 4L Stainless Steel Mixer, 3 mixing Attachments	16,790	50.0%	8,395
535.43.530	MAGNUS Cold Press Juicer		Slow and gentle rotation of 35 RPM, Big 83 MM Magnafeed inlet for whole fruits, SmartFlow System – mixes and holds juice when using more than 2 kinds of ingredients, Higher juice yield (Up to 80% more), Stainless steel housing, BPA Free material, Powerful 250W AC motor with Copper windings	33,690	46.6%	17,990
535.43.270	OKTABLEND Vacuum Blender		High Speed Vacuum Blender, to expel air out of the batter jar, Blending speed of upto 30,000 RPM, one touch function with 8 Preset program and digital display of time, temperature, speed display, 2L Octagonal Jar, Full Touch Operation, 3D blade assembly that is perfect for blending, AC Motor, Power: 2200 W	38,190	50.0%	19,095
535.43.261	MELANGE PROBLEND		1200W Powerful Motor; 1.8L Blending Glass Jar; Titanium Blades for long lasting Service Life; Pre-set Programs – Ice Crush, Smoothies, Auto Clean; Stainless Steel Housing; 30 Speed Settings; 32000 RPM; Grinder Attachment Included	16,290	50.0%	8,145
535.43.540	DOME KETTLE RED		Volume – 1.7 L, Analog temperature display, UK Strix Control for precise heating, Indicator light on switch, Removable filter, External water gauge, Automatic & manual switch off, Power: 2150 W	6,190	50.0%	3,095
535.43.542	DOME KETTLE GREY		Volume – 1.7 L, Analog temperature display, UK Strix Control for precise heating, Indicator light on switch, Removable filter, External water gauge, Automatic & manual switch off, Power: 2150 W	6,190	50.0%	3,095
535.43.541	QUEEN KETTLE		Volume – 1.6 L, Analog temperature display, UK Strix Control for precise heating, Indicator light on switch, Removable filter, External water gauge, Automatic & manual switch off, Power: 2150 W	6,790	50.0%	3,395
535.43.551	AMBER RED		Slots – 2, 3 function buttons: Re-heat / Stop / Defrost, Adjustable browning setting: 7 levels, Stainless steel housing, Removable crumb tray, Power: 930W	5,590	50.0%	2,795
535.43.550	AMBER GREY		Slots – 2, 3 function buttons: Re-heat / Stop / Defrost, Adjustable browning setting: 7 levels, Stainless steel housing, Removable crumb tray, Power: 930W	5,590	50.0%	2,795

Dear Hafele Owner

We understand that your home is a reflection of who you are. That is why, we go a step ahead in creating best in class home solutions that do the unthinkable. Each of these appliance is designed to help to transform your space into a dream kitchen you always wanted.

The best in class technology in our appliances are designed to perform and last a lifetime. These clever appliances makes the routine hour spent in the kitchen effortless and the most efficient hours spent throughout the day !

HÄFELE
APPLIANCES